

Domestic Violence Intervention Center

1050 Memorial Drive
Idaho Falls, Idaho 83402

September 2006

Domestic Violence Inventory 10 Year (1997 – 2006) Research Report

This report summarizes Domestic Violence Inventory (DVI) test data for **981** domestic violence offenders. The DVI test data was gathered between January 1997 and January 2006. The DVI is described on the Risk and Needs Assessment website at www.riskandneeds.com. This report is provided by Risk and Needs Assessment, Inc., P.O. Box 44828, Phoenix, AZ 85064-4828.

Introduction

This report summarizes Idaho Domestic Violence Intervention Center test data contained on diskettes returned to Risk & Needs, Inc. through August 15, 2006. This report includes data from **981** domestic violence offenders who took the Domestic Violence Inventory (DVI) between January 1997 and January 2006. The table below shows the number of offenders tested by year.

Total Number of Offenders Tested by Year, 1997 – Jan. 2006

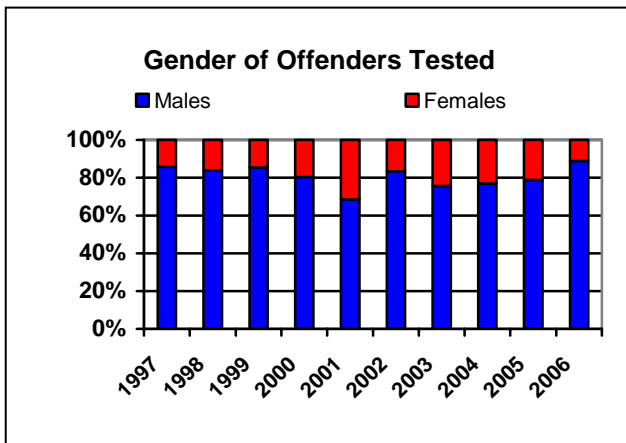
1997	1998	1999	2000	2001	2002	2003	2004	2005	Jan.2006	Total
49	56	117	188	19	180	74	40	241	12	976*

*Five (5) cases had no date information.

The report analyzes offender demographic and self-reported court history statistics. The report also presents validity, reliability and accuracy analyses of the Domestic Violence Inventory.

Demographic Information

Gender of Offenders Tested



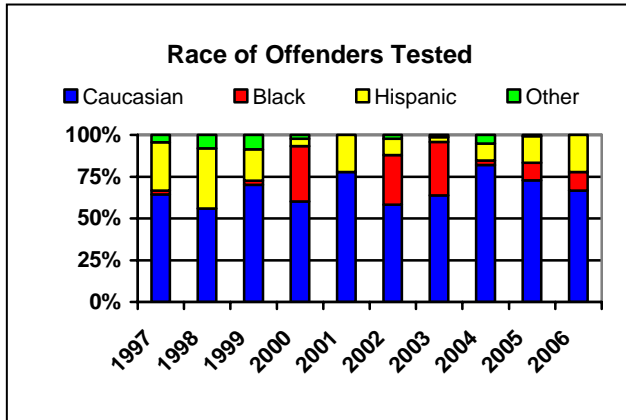
Sex of the Offender

Based on diskettes received as of August 2006, a total of **981** domestic violence offenders were tested with the Domestic Violence Inventory (DVI) from January 1997 to January 2006.

- 81% were male
- 19% were female

In 2005, 241 offenders were tested. Of those, 190 (78.8%) were male and 51 (21.2%) were female.

Race of Offenders Tested



Caucasian, 25 (10.4%) were Black, 37 (15.4%) were Hispanic and 7 (2.9%) were of “other” races.

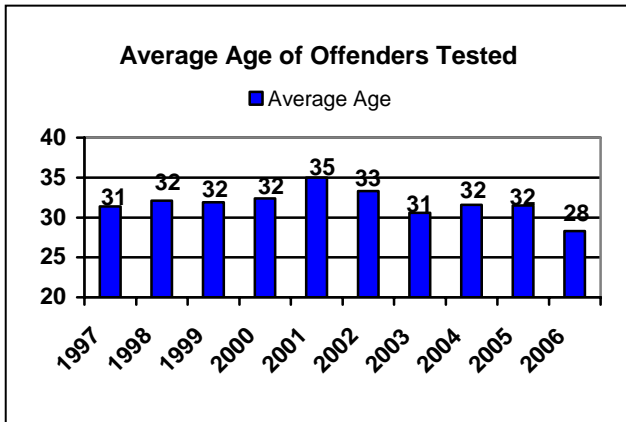
Race of Offender

Overall, of the 981 domestic violence offenders tested during this period,

- 65.3% (617) were Caucasian
- 17.5% (165) were African-American
- 13.4% (127) were Hispanic
- 3.8% (36) were of “other” (Native American, Asian, etc.) races.

Of the 241 domestic violence offenders tested during 2005: 171 (72.8%) were

Age of Offenders Tested



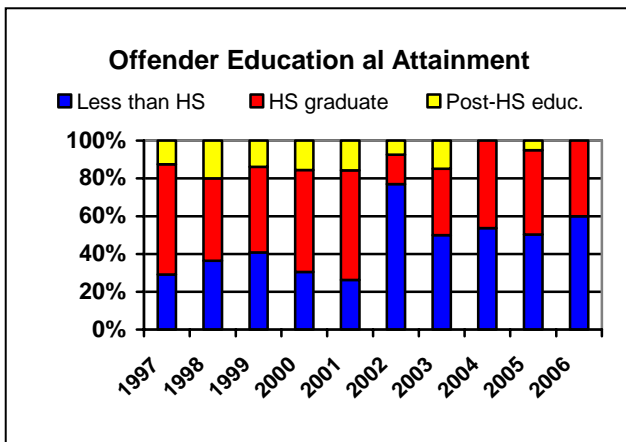
Age of Offender

The average age of the 981 domestic violence offenders tested with the DVI during this period was 32.1 years. Other age statistics of interest include:

- There was no significant difference in average age by gender, or race/ethnicity.

Of the 241 domestic violence offenders tested during 2005, the average age was 31.5 years.

Offender Educational Attainment



school degrees, and none had post-high school education.

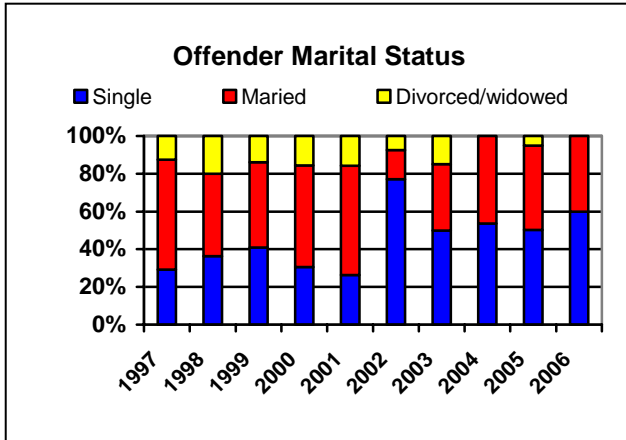
Educational Attainment

Overall, half (52.2%) of 981 offenders tested had less than a High School education. Twenty-nine percent (28.8%) had a High School diploma or GED, and 10.8% had some education beyond high school.

- 16.7% of female offenders, compared to 9.5% of male offenders had post-high school education

Of the 241 domestic violence offenders tested during 2005, 66.7% did not have High School diplomas or GED's, 33% had high

Offender Marital Status



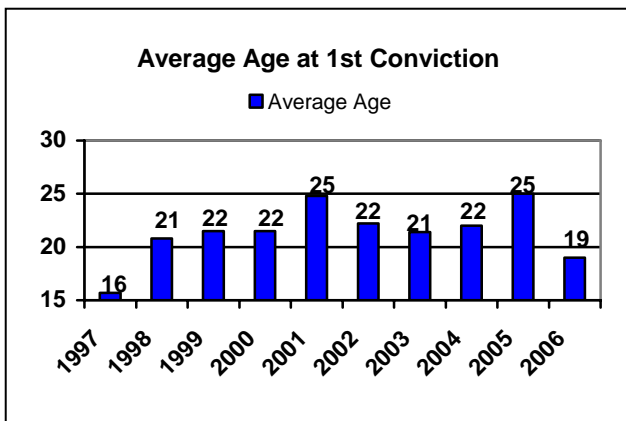
Nearly forty-seven percent (46.7%) of the 981 domestic violence offenders tested with the DVI during the six year period were married (including married offenders currently separated from their spouse). Singles made up 36.4%, while 10.9% were divorced and 5% were widowed.

- There were no significant differences in marital status with respect to gender or race.

Of the 241 domestic violence offenders tested during 2005, 55.5% were married/ separated, 32.9% were single and 20.4% were either divorced or separated.

Self-Reported Court History

Age at 1st Conviction



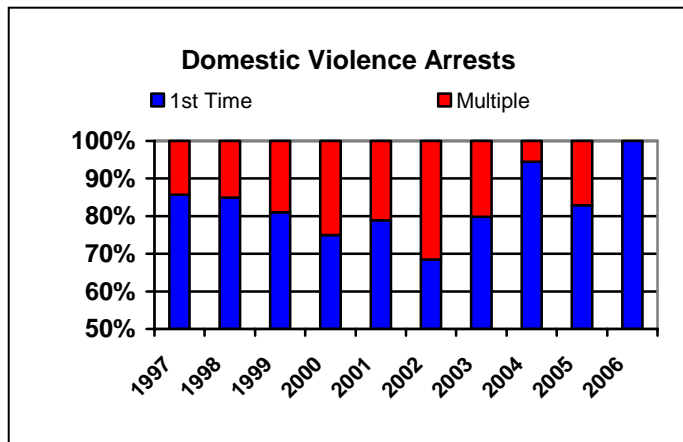
Age of Offender at 1st Conviction

The average age of the 981 domestic violence offenders at first conviction was 22.2 years. Other age statistics of interest include:

- The average age for Caucasians was 22.4 years; for Blacks, 21.2 years; and for Hispanics 24.3 years ($t=1.07, p<.05$).

Of the 241 domestic violence offenders tested during 2005, the average age was 25.0 years.

Domestic Violence Arrests



Domestic Violence Arrests

Nearly eighty percent (79.4%) of the 981 domestic violence offenders tested were first time offenders.

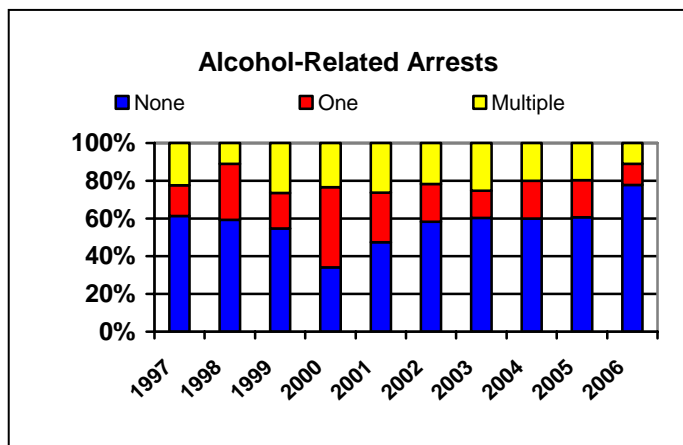
Of the 200 multiple offenders, 125 (62.5%) had two domestic violence arrests and 75 (37.5%) had three or more domestic violence arrests.

- Males were more likely to be multiple offenders than females, 23.3% vs. 9.3% (t=1.9, p<.06)
- There was no significant difference in the overall percentage of multiple offenders by

race/ ethnicity.

Of the 241 domestic violence offenders tested during 2005, 200 (83.0%) were first-time offenders and 41 (17.0%) were multiple offenders. Twenty percent (20.0%) of males were multiple offenders but there were no female multiple offenders.

Alcohol-Related Arrests



Alcohol Related Arrests

Just over half (54.2%) of the 981 domestic violence offenders tested with the DVI reported no prior alcohol-related arrests.

Among the remaining 438 offenders, 230 (52.5%) had 1 prior alcohol-related arrest, 95 (21.7%) had 2 prior alcohol-related arrests and 113 (25.8%) had three or more alcohol-related arrests.

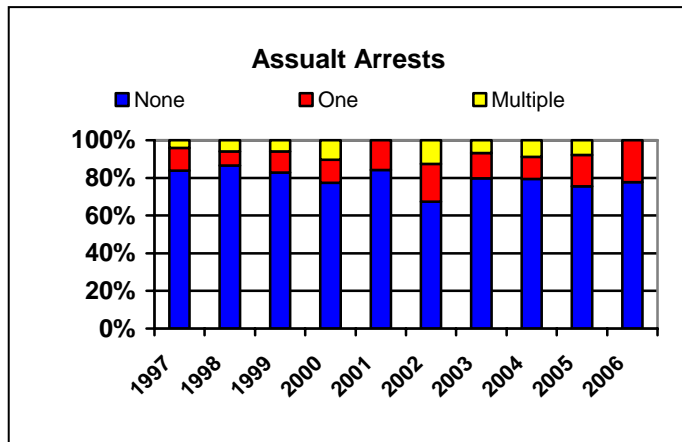
- Males were more likely to have had prior alcohol-related offenses than women; 49.8% (Males) vs. 28.2% (Females) (t=4.7,

p<.000)

- There were no significant differences in the rates of alcohol-related arrests by race.

Of the 241 domestic violence offenders tested in 2005, 145 (60.2%) reported having had no prior alcohol-related arrests. Among the remaining 96 offenders, 47 (19.5%) had 1 prior alcohol-related arrest and 49 (20.3%) had 2 or more prior alcohol-related arrests. Over forty percent (41.5%) of male offenders in 2005 had previous alcohol-related arrests, compared with one third (33.3%) of female offenders.

Assault Arrests



Assault Arrests

Seventy-seven percent (77.0%) of the 981 domestic violence offenders tested reported no previous arrests for assault.

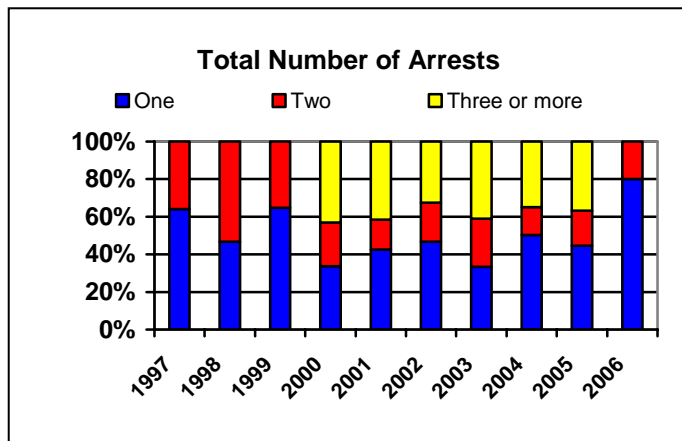
Of the 220 domestic violence offenders who had had a previous assault arrest, 140 (63.6%) had 1 previous assault arrests and 80 (36.4%) had two or more assault arrests.

- There was no significant difference in the percentage of males and females who had been arrested for assault.

- Black offenders (29.4%) and Hispanic offenders (24.8%) had slightly higher rates of assault arrests than Caucasian offenders (20.6%) ($t=2.2, p<.05$). Note that this is a weak correlation and it may be a result of race in combination with other factors (e.g. socio-economic status) not studied here.

Of the 241 domestic violence offenders tested during 2005, 182 (75.5%) had no assault arrests and 40 (24.5%) had 1 or more assault arrests.

Total Arrests



Total Arrests

Nearly forty percent (38.2%) of the 981 domestic violence offenders tested reported their current arrest was their only arrest during the past 10 years.

Another 20.1% reported a total of two arrests and 41.7% reported 3 or more arrests during the past 10 years.

- Males had significantly more arrests, on average, than females, 3.5 compared to 1.9 ($t=6.7, p<.000$)
- Caucasian offenders had fewer arrests(3.0), on average, than Black offenders (3.8) or Hispanic offenders (3.4) ($t=2.0, p<.05$).

Of the 241 offenders tested with the DVI during 2005, 113 (46.9%) reported their current arrest was their only arrest during the past 10 years. Forty-seven offenders (19.5%) reported 2 total arrests, and 81 offenders (33.6%) reported 3 or more arrests during the past 10 years.

Domestic Violence Inventory (DVI) Test Statistics ---

The following pages present Domestic Violence Inventory (DVI) test statistics. This analysis supports the DVI as a reliable, valid and accurate domestic violence offender assessment instrument. A test cannot be valid without being reliable, and test accuracy is required for accurate referrals for intervention and treatment.

Validity ---

Predictive validity measures how well scale scores distinguish between offenders with known problems in a given area and those who had no known problems in that area. For instance, offenders who had been treated for alcohol abuse would be predicted to have higher scores on the Alcohol Scale than offenders who had not been treated for alcohol abuse.

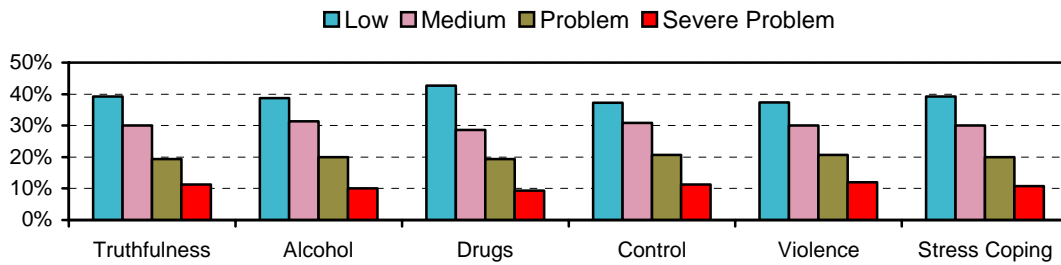
Concurrent validity testing is used to show a correlation between the test and a known criterion. The criterion used to determine concurrent validity is often another test that measures the same thing. This type of validation has been conducted in several studies on DVI scales. These studies are presented in the document titled, "DVI: An Inventory of Scientific Findings," which can be provided upon request.

Ninety-nine percent (**98.9%**) of the offenders who had been treated for drinking problems had scores placing them in the High Risk (70th percentile and above) range on the Alcohol Scale. All offenders (**100%**) who had been treated for drug problems scored in the High Risk range on the Drugs Scale. Ninety-four percent (**93.8%**) of the offenders who admitted they were violent scored within the Violence Scale High Risk group. Ninety-eight percent (**100%**) of the offenders who admitted they were too controlling in their relationships with others had scores in the High Risk range on the Control Scale. **These results support the predictive validity of the Domestic Violence Inventory (DVI).**

Accuracy ---

The four Domestic Violence Inventory (DVI) risk ranges (low, medium, problem and severe) and the predicted percentages for each risk range category are shown in parentheses in bold print in the top row of the table below. The percentages for each DVI scale and risk range category were obtained from the offenders attained scale scores.

DVI Accuracy (N = 981)



Scale	Low Risk (39%)	Medium Risk (30%)	Problem Risk (20%)	Severe Problem (11%)
Truthfulness	37.0 (2.0)	29.2 (0.8)	22.8 (2.8)	11.0 (0.0)
Alcohol	36.7 (2.3)	31.6 (1.6)	20.5 (0.5)	11.2 (0.2)
Drugs	38.8 (0.2)	33.2 (3.2)	18.0 (2.0)	10.0 (1.0)
Control	33.1 (5.9)	30.8 (0.8)	26.0 (6.0)	10.6 (0.4)
Violence	40.1 (1.1)	28.5 (1.5)	20.6 (0.6)	10.8 (0.2)
Stress Coping	39.2 (0.2)	29.6 (0.4)	20.0 (0.0)	11.2 (0.2)

All but 3 of the obtained risk range percentage were within 2.8 percentage points of the predicted percentage. Accuracy of the DVI is shown by the small differences between obtained risk range percentages and predicted percentages. **The DVI can be considered 97% accurate.** The DVI is an accurate domestic violence offender assessment test.

Reliability

Reliability coefficient alphas for the DVI. All alphas are significant at $p < .01$.

(N=981)

Scale	Coefficient Alpha
Truthfulness Scale	.89
Alcohol Scale	.94
Drugs Scale	.92
Control Scale	.89
Violence Scale	.91
Stress Coping Abilities Scale	.94

All DVI scales have reliability coefficients of .89 or higher. The professionally accepted reliability standard is .75 and higher. **All DVI scales can be considered highly reliable.**

Summary

Data for this report was obtained from diskettes that were returned through August 15, 2006. The DVI was administered to **981 domestic violence offenders** between January, 1997 and January, 2006. There were 794 males (81.0%) and 186 females (19.0%). The offender population is broadly defined as Caucasian (65.2%), 20 through 39 years of age (54.6%), High School or less education (89.1%), and evenly split between single, married and divorced/separated/widowed.

DVI Accuracy, Reliability and Validity

- DVI scales demonstrate a **high degree of predictive validity**, accurately classifying known high risk offenders in the appropriate problem risk range.
- All DVI scales reliability coefficients were **.89 or higher**. This compares favorably with the professionally accepted reliability standard of .75 or better.
- DVI risk ranges were shown to be **97 percent** accurate. This is accurate assessment.

DVI scale score risk ranges are stable and show that the Domestic Violence Inventory (DVI) continues to accurately assess offender risk. High reliability is maintained in the DVI. These statistics support the scientifically sound methodologies of the DVI. The DVI is a reliable, valid and accurate test.

Appendix

Offender data contained on Domestic Violence Inventory (DVI) diskettes returned to Risk and Needs Assessment, Inc. through August 15, 2006 is summarized. The data represents 981 domestic violence offenders who took the DVI between January 1997 and January 2006.

Offender Demographics and Self-reported Court History

Population				
Males		Females		Total
N	%	N	%	N
794	81.0	186	19.0	981

Note: 1 case had missing gender information.

Race/Ethnicity				
Race	Males	Females	Total	
	N	N	N	%
Caucasian	488	133	621	65.2
Black	138	29	167	17.5
Hispanic	111	16	127	13.3
Asian	4	0	4	0.4
Native American	20	2	22	2.3
Other	9	2	11	1.2

Note: 29 cases had no race information.

Education				
Grade	Males	Females	Total	
	N	N	N	%
8 th grade or Less	149	26	175	18.2
Some High School	259	67	326	34.0
HS Graduate/GED	292	62	354	36.9
Some College	53	23	76	7.9
Tech/Bus School	4	0	4	0.4
College Grad	16	8	24	2.5
Prof/Grad School	1	0	1	0.1

Note: 21 cases had no education information.

Age Group				
Age	Males	Females	Total	
	N	N	N	%
15 & Under	1	2	3	0.3
16-20	84	26	110	11.3
21-25	143	34	177	18.1
26-30	164	26	190	19.4
31-35	131	35	166	17.0
36-40	103	31	134	13.7
41-45	79	17	96	9.8
46-50	47	9	56	5.7
51-55	29	2	31	3.2
56-60	7	2	9	0.9
61 or older	3	2	5	0.5

Note: 4 cases had no age information.

Marital Status				
Status	Males	Females	Total	
	N	N	N	%
Single	278	68	346	36.2
Married	230	52	282	29.5
Divorced	86	18	104	10.9
Separated	117	34	151	15.8
Widowed	36	12	48	5.0

Note: 25 cases had missing marital status data.

Age	Age at First Conviction			
	Males	Females	Total	
	N	N	N	(%)
12 & Under	99	13	112	12.7
13-14	248	32	280	31.7
15-16	142	38	180	20.4
17-18	83	24	107	12.1
19-20	63	15	78	8.8
21-22	32	19	51	5.8
23-24	26	9	35	4.0
25-29	19	3	22	2.5
30-39	6	0	6	0.7
40-49	4	1	5	0.6
50 & Over	5	1	6	0.7

Note: 8 cases had missing information.

Offender Reported Court-Related History, continued.

Number	Misdemeanor Convictions				Felony Convictions			
	Males	Females	Total		Males	Females	Total	
	N	N	N	(%)	N	N	N	(%)
0	179	76	255	26.5	540	153	693	71.7
1	200	56	256	26.6	143	25	168	17.4
2	126	18	144	14.9	47	4	51	5.3
3	100	18	118	12.2	15	3	18	1.9
4	59	5	64	6.6	7	0	7	0.7
5 +	116	11	127	13.2	30	0	30	3.1

Note: 16 cases had missing information.

Note: 24 cases had missing information.

Number	Times on Probation				Probation Revocations			
	Males	Females	Total		Males	Females	Total	
	N	N	N	(%)	N	N	N	(%)
0	249	97	346	35.7	627	171	798	82.6
1	250	60	310	32.0	89	10	99	10.2
2	164	18	182	18.8	35	3	38	3.9
3	73	9	82	8.5	17	1	18	1.9
4	25	0	25	2.6	7	0	7	0.7
5 +	24	1	25	2.6	6	0	6	0.6

Note: 11 cases had missing information.

Note: 17 cases had missing information.

Number	Times on Parole				Parole Revocations			
	Males	Females	Total		Males	Females	Total	
	N	N	N	(%)	N	N	N	(%)
0	698	181	879	90.9	751	181	932	96.8
1	55	3	58	6.0	15	0	15	1.6
2	15	0	15	1.6	6	0	6	0.6
3	8	0	8	0.8	5	0	5	0.5
4	4	0	4	0.4	0	0	0	0.0
5	3	0	3	0.3	3	2	5	0.5

Note: 23 cases had missing information.

Note: 28 cases had missing information.

Number	Total Number of Arrests				Times Sentenced to Jail			
	Males	Females	Total		Males	Females	Total	
	N	N	N	(%)	N	N	N	(%)
0	89	28	117	12.1	376	113	489	50.8
1	174	75	249	25.8	143	48	191	19.9
2	152	43	195	20.2	104	11	115	12.0
3	121	11	132	13.7	47	7	54	5.6
4	82	12	94	9.8	32	1	33	3.4
5 +	163	14	177	18.4	77	3	80	8.3

Note: 27 cases had missing information.

Note: 29 cases had missing information.

Number	Times Sentenced to Prison				Number of Years in Jail or Prison			
	Males	Females	Total		Males	Females	Total	
	N	N	N	(%)	N	N	N	(%)
0	676	176	852	88.2	632	167	799	83.4
1	61	6	67	6.9	56	7	63	6.6
2	23	1	24	2.5	26	2	28	2.9
3	5	0	5	0.5	15	0	15	1.6
4	7	0	7	0.7	13	1	14	1.5
5 +	11	0	11	1.1	34	3	37	3.9

Note: 25 cases had missing information.

Note: 25 cases had missing information.

Offender Reported Court-Related History, continued.

Number	Domestic Violence Arrests				Assault Arrests			
	Males	Females	Total		Males	Females	Total	
	N	N	N	(%)	N	N	N	(%)
0	207	74	281	29.1	597	145	742	77.1
1	394	92	486	50.3	116	24	140	14.5
2	112	13	125	12.9	36	8	44	4.6
3	31	1	32	3.3	9	2	11	1.1
4	13	0	13	1.3	6	0	6	0.6
5 +	27	3	30	3.1	16	4	21	2.1

Note: 14 cases had missing information.

Note: 18 cases had missing information.

Number	Alcohol Arrests				Drug Arrests			
	Males	Females	Total		Males	Females	Total	
	N	N	N	(%)	N	N	N	(%)
0	390	130	520	53.9	636	162	798	82.7
1	204	28	232	24.1	93	17	110	11.4
2	83	12	95	9.9	26	1	27	2.8
3	39	4	43	4.5	12	1	13	1.3
4	25	4	29	3.0	3	0	3	0.3
5 +	41	4	45	4.7	13	1	14	1.5

Note: 17 cases had missing information.

Note: 16 cases had missing information.

References

The website www.domestic-violence-tests.com presents the Domestic Violence Inventory (DVI), DVI-Short Form, DVI-Juvenile and DVI Pre-Post tests. Each test is concisely described, unique features are discussed, an example report is presented and links are available for test-related research.

Another source of Domestic Violence Inventory-Juvenile (DVI-Juvenile) test information is the www.riskandneeds.com website. Upon entering this website, important navigational links are located in the left margin of each webpage. Click on the "Tests Alphabetically Listed" link and then scroll down to the DVI-Juvenile. Click on the test's name and you will go to its webpage, which contains a lot of information ((cost, test description, example report, research, etc.).

In addition to these domestic violence perpetrator tests, Risk & Needs Assessment, Inc. also offers the Victim Index. The Victim Index is a test designed for assessment of domestic violence victims. The Victim Index (VI) is discussed on www.counseling-tests.com.